

# 2021 NPCR FLORIDA and SOUTH CAROLINA SUCCESS STORY

Florida Cancer Data System: Jill A. MacKinnon, PhD; Gary M. Levin, BA, CTR South Carolina Central Cancer Registry: Michael Castera, CTR; Deborah Hurley, PhD, MSPH

*Fundamental Learning Collaborative for the Central Surveillance Community: Sharing Education among and between Central Cancer Registries*

## National Program of Cancer Registries SUCCESS STORY

### SUMMARY

Fundamental Learning Collaborative for the Central Surveillance Community (FLccSC) is a web-based portal allowing Central Cancer Registries (CCR) or other entities to customize a fully functioning state-specific Learning Management System (LMS). FLccSC was developed collaboratively by the Florida Cancer Data System and the South Carolina Central Cancer Registry. The initial development was funded by the respective State Departments of Health and the CDC/NPCR and is currently funded by CDC via the National Association of Chronic Disease Directors (NACDD).

### CHALLENGE

Collaboratively creating FLccSC resulted from 18 months of weekly meetings between staff of the FCDS and SCCC. There were three significant challenges with the development, implementation, and maintenance of FLccSC.

Initially, the challenge was the ease of use and the ability to create unique/stand-alone websites for each FLccSC member united around a central program. Secondly, once created and deployed, sharing the cost among the CCR was a challenge to recruiting members to join. At first, only eight (8) CCR's requested access to FLccSC, each paying \$4,200 annually. Thirdly, once CDC funded the project, the challenge was recruiting members to join when there was no annual fee for membership.

### SOLUTION

Initial Challenge – central registries created FLccSC for central registries. Therefore, the developers were sensitive to the IT strengths and weaknesses of our users. FLccSC was deployed as a fully functioning LMS that was comprised of two state-specific URL's: (1) a front end where the students accessed the educational content and (2) a back end that allowed the site administrator from each state the ability to develop and maintain their state-specific educational platform using original content or content made available by other states.

Second Challenge – FCDS and SCCC established an information website detailing FLccSC's capabilities, and all the forms required to access FLccSC. This was followed by blast emails and phone calls to individual states to recruit members. However, not all registries had the annual fee in their respective budgets to join FLccSC.

Third Challenge – Once CDC and NACDD funded FLccSC, the challenge transitioned from CCR's lack of funding into demonstrating how FLccSC could assist CCRs with their educational outreach. CDC was very helpful with that challenge by contacting all the state Education and Training Coordinators (ETCs).

### RESULTS

The combination of all the successful efforts over the past three (3) years can be demonstrated by FLccSC's user evolution. As of 9/30/2021, FLccSC began with eight (8) members and has grown to 45 (Table 1). The increase in the utilization of FLccSC using different metrics further elaborates on the success of the collaborative learning management system, FLccSC (displayed in Figures 1 through 4 below).

### SUSTAINING SUCCESS

The ability to sustain the FLccSC success is continued funding for the program, which funds system maintenance/enhancements/upgrades and the help desk. In addition, CCR's are using FLccSC as an integral component of their educational endeavors. As of 9/30/2021, FLccSC members represent the data gathering professionals responsible for abstracting 94% of the United States annual incidence cases. Continuing education for these individuals is essential for timely and accurate reporting of the national cancer data.

### REGISTRY CONTACT INFORMATION

305-243-4073

[flccsc-info.fcDSLms.med.miami.edu](mailto:flccsc-info.fcDSLms.med.miami.edu)

[fcDSLms.med.miami.edu](http://fcDSLms.med.miami.edu)

Table 1 – FLccSC Members as of 9/30/2021

Alabama	Idaho	Montana	Rhode Island
Alaska	Illinois	Nebraska	South Carolina
Arizona	Indiana	Nevada	Tennessee
Arkansas	Kansas	New Jersey	Texas
CDC-NPCR	Louisiana	New York	USAPIJ
California	Maryland	North Carolina	USVI
Colorado	Massachusetts	Ohio	UTAH
DC	Michigan	Oklahoma	Vermont
Delaware	Minnesota	Oregon	Virginia
Florida	Mississippi	Pennsylvania	Washington
Georgia	Missouri	Puerto Rico	West Virginia
			Wisconsin

Figure 1 – 31% increase in the number of Students and Enrollments in one year

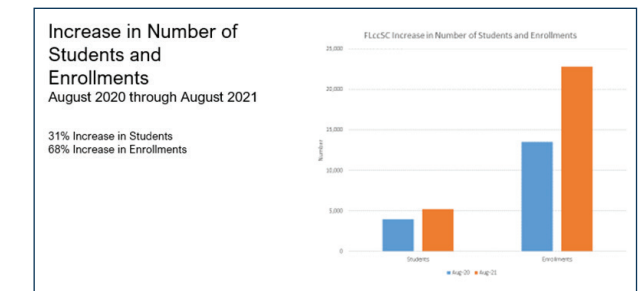


Figure 2 – FLccSC Increase in Number of Original and NAACCR Courses

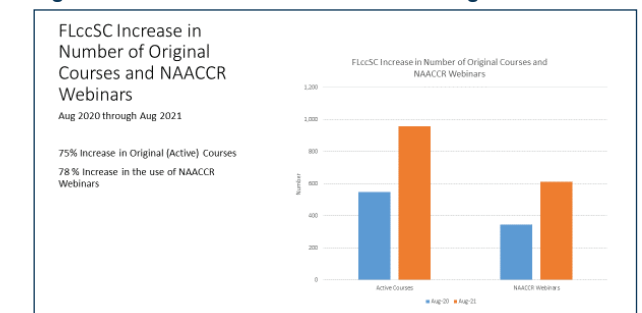


Figure 3 – FLccSC Increase in Number of Shared Courses

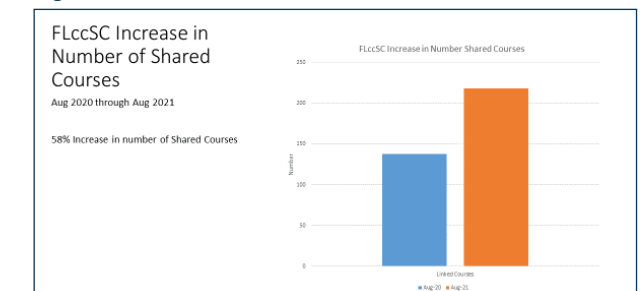
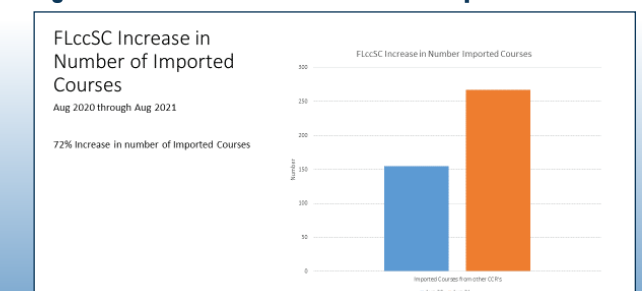


Figure 4 – FLccSC Increase in Number of Imported Courses



U.S. Department of Health and Human Services  
Centers for Disease Control and Prevention